
Los Angeles Area Council Boy Scouts of America Firestone Scout Reservation



2012 Spring Rocket Camp

Session A: March 23-25 Session B: March 30-April 1

Camping Guide

BRING THIS ENTIRE PACKAGE WITH YOU TO THE CAMPING EVENT.



2012 Cub Scout Rocket Camp

CAMPERS' GUIDE







Table of Contents

CHECK-IN CHECKLIST	3
PARKING PERMIT	4
PACK ROSTER FORM	5
WHAT TO BRING	6
GENERAL RULES AND REGULATIONS	7
CHECK-IN INFORMATION	8
SCHEDULE OF ACTIVITIES	9
FIRST AID AND EMERGENCY INFORMATION	10
DIRECTIONS FROM THE LOS ANGELES AREA	11
MEAL PLAN OPTION	12
FORMS AND PERMISSIONS	13



Check-In “Checklist”

Do I have these forms signed and ready?

-  **The BSA TOUR PLAN for my unit (if you are not the tour leader, you should *get a copy of the tour plan* in case you arrive before your leader/s).**
-  **An Annual BSA Health and Medical form for EACH PERSON with Part A and Part B filled out completely. See [BSA Health Form](#).**
-  **BB GUN/ARCHERY PERMISSION form for each scout and sibling.**
-  **The **PARKING PERMIT** signed and dated with my name, pack number, and vehicle information on it.**
-  **What is my scout’s PACK NUMBER and what is the name of my TOUR LEADER?**
-  **Tour leaders: have I filled out the pack roster to bring to camp?**

Please have these papers completed and ready to hand to your leader in time for the Leader Cracker Barrel

FIRESTONE BOY SCOUT RESERVATION

PARKING PERMIT

2012 Cub Scout Spring Rocket Camp

Session A: March 23-25 Session B: March 30 -April 1

Disabled or Medical Parking: _____ (Must be stamped by Event Staff)

Rules and Regulations:

This permit must be on your dash and readable by Parking Control.

No trailers in the camping area.

Park your vehicle **"HEAD OUT"** in case of emergency evacuation.

DO NOT PARK OR LEAVE YOUR VEHICLE IN CAMP.

Vehicles may enter camp **ONLY** to load or unload gear.

If you park blocking another car, and the ranger or campmaster cannot find you, you will be towed.

No "In and Out Parking" except for emergencies

Lock car and set brakes.

The BSA is NOT RESPONSIBLE for items lost or stolen from vehicles.

NO VEHICLES IN CAMP after 8:30 AM on Saturday

ALL DRIVERS MUST KEEP KEYS ON THEIR PERSON AT ALL TIMES

Drive Safely on ALL camp roads and observe speed limits.

Time into Campground: _____

Follow directions of Parking Control at all times, including where to park.

Your Name: _____

VEHICLES WITHOUT SIGNED PERMIT WILL BE TOWED

Your Pack Number: _____ Auto License Number: _____

Traffic control supported by **Brea Towing**, Brea, California 92821, (714) 773-0100

2012 Rocket Camp Pack Roster

Tour leaders are required to present this at check-in.

Pack # _____ District _____

SCOUT'S NAME		SCOUTS NAME	
1		26	
2		27	
3		28	
4		29	
5		30	
6		31	
7		32	
8		33	
9		34	
10		35	
11		36	
12		37	
13		38	
14		39	
15		40	
16		41	
17		42	
18		43	
19		44	
20		45	
21		46	
22		47	
23		48	
24		49	
25		50	

ADULT & SIBLING'S NAMES		ADULT & SIBLING'S NAMES	
1		7	
2		8	
3		9	
4		10	
5		11	
6		12	

I, the unit leader have in my possession all the required completed documents: Firearms Release and BSA Health & Medical Form. List below any exceptions where parent or adults have refused any of the above items.

Signed: _____ Unit Leader

Please print name: _____

WHAT TO BRING TO ROCKET CAMP

Checklist:

Tent	Sleeping Bag/Pillow
Flash light w/fresh batteries	Extra batteries
Insect repellent	Toilet paper/wipes/hand sanitizer
Toiletries (tooth brush, etc.)	A small towel
Warm clothes	Extra socks and shoes
Rain coat/poncho	Coat/jacket
Clothes for two days	Scout uniform ("Class A"/field uniform)
First Aid kit	Chap stick/sunscreen/hat
Canteen/Refillable water bottle	Lanterns
Camping Chair	Optional: Portable table
Rocket building supplies: stickers & scissors	

What NOT to bring:

ANY alcoholic beverage	Fireworks	Illegal Drugs
Butterfly or Sheath knife	Alien Rockets & Motors	Ax
Firearms	Pets	Non-propane stove
Television	ANY electronic game device	Blackberry, iPod, etc.

CAMPING ETIQUETTE

Tour leaders should "lead by example" when camping and demonstrate the Scout Law:

"A Scout Is Friendly"

EACH PACK WILL BE ASSIGNED A CAMP SITE. EXPECT TO SHARE YOUR SITE WITH ANOTHER PACK. We have a large number of campers coming, so there is no "reserving" or "saving" space for the rest of your pack. Also, WATER SPIGOTS ARE SHARED BY ALL PACKS.

"A Scout is Courteous"

Be a good neighbor when camping. Leave room for others to pass by on the way to the water and rest rooms. When passing someone else's camp site, be respectful and go around rather than straight through. If you need assistance, please contact the Camp Master or a Staff Member.

Noise: There are no general noise restrictions during the day. One hour after Campfire, the camp should be at rest. Lights out at 10:30 PM (The animals have to sleep, too.) Remember that many of the younger cubs (Tigers, Wolves) need their rest, so keep the noise down after 9 PM.

Clean Up: SET A GOOD EXAMPLE FOR YOUR SCOUT AND HELP CLEAN UP CAMP BEFORE LEAVING. All principles of Leave No Trace apply. Before departure, each Pack will clean its camp site and surrounding area so there is no remaining trash, paper, plastic, etc. It is ALWAYS good practice to bring plenty of strong garbage bags. Dumpsters and trashcans are short walks away. Please dispose of all garbage bags in a dumpster.

Departure: Before departure, the Pack leader should advise the Camp Staff for final walk through of their site. Please be sure your tents and belongings are struck and loaded before the advertised departure deadline. It is not good etiquette to stay in a campsite beyond the Departure deadline.

GENERAL RULES AND REGULATIONS

Please help us have a safe weekend by supervising your Cub Scouts and siblings and following the safety procedures and instructions listed below.

1. RULES FOR CUB CAMPING

- All Scouts and Leaders are expected to wear their field uniforms ("Class A") on Saturday. If a Cub Scout is wearing his activity uniform, he should still wear his rank hat.
- Cubs should always use the Buddy System (travel in groups of 2 or more) when at camp.
- Make sure you and your scout have a plan in case someone is separated from the group.
- Do not run in camp. Don't let an injury spoil your weekend.
- **Two-Deep Leadership** is required by National council. You must have a minimum of two trained leaders (one who is over 21) with your Pack. Leaders **MUST** camp with their Pack. All Cub Scouts must have one-on-five leadership at all times.
- Have Fun!

2. FIRE REGULATIONS

- No liquid fuels of any kind.
- **NO WOOD OR GROUND FIRES!**
- If the fire department is called because of your fire, your pack will be billed for any expenses charged by the fire department.
- Propane cooking is permitted. Charcoal cooking in above-the-ground containers is permitted.
- Firestone Scout Reservation is a No Smoking Facility.

3. WATER AND TRASH DISPOSAL

- Please secure ALL trash overnight or take it to the central trash dumpsters. **REMEMBER** that wildlife would like nothing better than to get at your disposed goodies.
- Trash Bags – Please bring plenty of trash bags to bag and dispose of your trash.
- Do NOT keep food inside your tent.
- Take all trash with you when striking camp. A dumpster will be available for trash disposal.

4. PORTA POTTIES

- Please keep latrines clean. Please use them for their intended use **ONLY!**
- Those identified for Ladies only are for Ladies **ONLY!**
- Hand-washing stations may run out of water if overused. Bring "dry" hand sanitizer.
- DO NOT use porta potties to throw away trash.

5. VEHICLES AND PARKING ([Parking Permit](#))

- Park in designated areas **ONLY!**
- All vehicles entering the camp area must have a Parking ID Pass.
- DISPLAY Parking ID pass prominently on dash (Indicate name and Pack Number on permit.)
- Vehicles will be allowed 15 minutes access to assigned Pack Camp Area for drop off and Sunday pickup. Otherwise, they must park in designated parking areas.
- Park vehicles so they are "Head Out" (Back into your spot)
- **Cars that are blocking others or obstructing roadways will be towed**
- No In-And-Out parking except for emergencies.
- Any car parked long-term in the camp site (except cars with disabled placards) may be towed or cause its family to be asked to leave.

6. SECURITY

- Security will be provided by the Order of the Arrow Staff. If there are any problems or concerns, let them know or bring it to the attention of the Event Staff.
- **Please leave valuables at home. The Los Angeles Area Council is not responsible for lost or stolen items.**

CHECK-IN INFORMATION

Bring this brochure with you to the event.

1. On arrival: Have your papers ready to submit at the evening Cracker Barrel through your assigned group leader. (see "Check-in Checklist") Follow main road until you reach the Loma Linda campsite. **STAY IN YOUR VEHICLE** until a volunteer checks you in.
2. A volunteer will help you check-in and locate your campsite. **We strongly urge the tour leader to arrive before the rest of the Pack to guarantee your pack has filed the correct tour plan and paperwork.**
3. Drive your car to the campsite and unload it QUICKLY, then leave the camp area, proceeding to the assigned parking area. After parking, return to set up your campsite (see [camping etiquette](#)). Do not set up your tent until after you park your vehicle.
4. This brochure contains your [parking permit](#). Fill it in after reading the parking regulations. Place it on your dash where it can be seen easily. If you are improperly parked and if your name and pack is visible, we will attempt to locate you before your car is towed. (There is **NO** parking in the camp area without a pre-authorized medical-support parking permit.)
5. Park your car "Head Out" in accordance with site provisions and keep your keys at ALL times.
6. No more than one vehicle per family without pre-authorization. No Parking Permits will be given out at the encampment. Trailers and RVs require pre-authorization; parking accommodations for RV's and trailers are very limited, so please prepare to park off-reservation if necessary.

Your pack will be expected to...

1. **PROVIDE TWO VOLUNTEERS TO HELP WITH SATURDAY ACTIVITIES.**
2. SHOW SCOUT SPIRIT BY ATTENDING FLAG CEREMONIES, CONTRIBUTING A SKIT OR SONG AT CAMPFIRE, AND ATTENDING SCOUTS' OWN.
3. Obtain a valid BSA Tour Plan for the activities and dates of this event. **ASK YOUR LEADER FOR A COPY OF THE TOUR PLAN FOR CHECK-IN.**

Your Leader will be provided...

1. Event wristbands for unit registered campers and pre-paid Pack member meal wristbands after attending the **Friday Night Unit Leader Cracker Barrel** at Rocket Academy Headquarters.
2. Rocket Academy patches after being checked-out at Rocket Academy Headquarters upon departing.
3. Campsite Area Map with assigned Pack site and Launch Schedule.

We will provide:

1. Parking Security. Any arriving vehicle not displaying a Permit will be questioned. We want to make sure this is a safe activity by being able to identify those who do or do not belong there.
2. Guidance on tent locations and egress/walkways within your campsite ([camping etiquette](#))
3. Campsite Area Map with assigned Pack site.
4. Schedule of Saturday Activities to your Leader
5. A checklist of awards and requirements that your Cub Scout CAN earn, IF he participates in the activity.

2012 ROCKET CAMP SCHEDULE

Friday

4:00 PM	Registration Open – Camp Setup ALL CAMPERS BRING THEIR OWN DINNER TONIGHT
6:00-10:00	Rocket Building at Wyott Field & Activity Area
9:00 PM	Registration Closed
9:00-9:30	Leaders' meeting and Cracker Barrel
9:30-9:45	Camp Staff meeting
11:00	Lights Out

Saturday

MEAL PLAN OPTION AVAILABLE: SEE MENU FOR DETAILS

6:30am	Reveille
7:00–8:30	Registration for late arrivals/day trips
7:15-8:30	Breakfast
8:00-11:00	ROCKET BUILDING (completion of partially pre-built rockets)
8:45	FLAG CEREMONY: All scouts please assemble at flagpole in front of camp area
9:00	Morning Events Commence (ALL EVENTS SUBJECT TO CHANGE)
	<i>Units will be assigned a "launch window" for their rockets: all other activities are "carnival style."</i>
	Archery
	Moon Bounce
	BB Guns
	Belt Loops
	Knot Tying
	Crafts
	Water Rockets
	Webelos Activity Pin
	Ultimate Frisbee
	Geocaching (Webelos only)
	Sling Shot
	Paper Airplane Derby
	Rocket Derby
	Climbing Wall
Noon	Morning Events End
Noon to 1:30pm	Lunch
1:00-1:30	Rocket Launch Halftime Show
1:30	Afternoon events commence (same as morning events)
4:30	Afternoon Events End
5:00	Flag Retreat Ceremony
5:15-6:30	Dinner
7:15	Campfire
8:30 (ish)	Campfire ends
9:00	Astronomy Show (weather permitting)
9:30	Quiet Time (if leaving camp, please do not disturb other campers)
10:30	Lights Out

Sunday

7:00am	Reveille
7:30-8:30	Breakfast
9:00	Interfaith "SCOUTS OWN" service at Flag Assembly area
9:30	Break Camp – Campsite Cleanup
	Campsite Inspections—Final Check-Out (Packs WILL be held responsible)
	Leaders Submit Surveys and Pick up Patches
10:00	Rocket Campers take Scout Spirit back home to their friends and family!

FIRST AID INFORMATION

Ensure your unit has your ***Medical Release Form*** and ***Parental/Legal Guardian Permission Release*** for all participants in your family.

First aid location will be at the same field as Friday check-in. First Aid personnel will also patrol the campsites and activity field.

First Aid needs for minor injuries are the responsibility of the unit. Any serious injuries must immediately be brought to the attention of the Camp staff. Medical Personnel will be available. Any injury requiring a band-aid or more, must be noted in a written log and turned into Camp staff daily.

In the event of a real emergency, STAY CALM, stay with the injured person, and send another adult or pair of scout buddies to notify staff.

FIRE AND EMERGENCY ALARMS

If the emergency horn sounds, all campers are instructed to stop what they are doing immediately and to walk quickly to the Check-In area and assemble by pack. Leaders will take a head count and inform the Camp Staff Leadership of the status of their unit. If any evacuation is necessary, participants will be given the appropriate instructions.

ALL DRIVERS MUST KEEP THEIR KEYS IN POCKET AT ALL TIMES.

WILDERNESS AREA WARNING

You should be aware that this is a wilderness area. There are, among other things, wild beasts native to this area. Among them are mountain lions, bobcats, coyotes, deer, raccoon, spiders, flies, ticks, ants, mosquitoes and mice. These animals are wild and **must be left alone**. Some of the smaller animals (Raccoon and mice) can get into tents, packs, clothes, food bags, etc. Keep all food and items with a scent stored appropriately so as not to attract these animals. **DO NOT STORE FOOD IN YOUR TENTS!**

We have had previous complaints about the presence of Bears in the area, but it turned out only to be someone who is an extraordinary snorer. However, on some mornings coyotes do serenade beautifully.

Be prepared to handle seasonal Poison Oak and Stinging Nettles.

DIRECTIONS FROM THE LOS ANGELES AREA

Routes to Firestone Scout Reservation:

91 Freeway East to 57 North

Exit Tonner Canyon Road (Turn left [East] at bottom of exit. **Bear left at all forks in the road.**)

Email greg.salce@boyscoutsla.org if you have any questions or have a problem with the map.

Firestone Boy Scout Reservation – Yorba Linda

[Click here to go online to view Google map](#)

The screenshot shows a Google Maps interface. At the top, there is a search bar with the text "e.g., '10 market st, san francisco' or 'hotels near lax'", a "Search Maps" button, and a "Show search options" link. Below the search bar are tabs for "Search Results" and "My Maps". The main map area shows a satellite view of a hilly region with several blue location pins. The left sidebar contains a list of search results for "Firestone Scout Reservation -- Loma Linda", including "Loma Linda Campsite" and several points of interest with location pins: "Loma Linda Parking", "Camp Master site", "Area Gates", "Firestone Main Gates", "Fitness Course", "Tonner Canyon Road Offramp", and "Helicopter Landing Zone". The bottom right corner of the map shows a scale bar and a zoom level of 100%.

Rocket Academy Menu

\$18.00 per person additional. Menu subject to change.

Want to go camping, but afraid to cook? Let the Order of the Arrow's Cook Crew take care of the meals, so you can enjoy your weekend with your scout! Just click the "menu option" when you register online. Meal plan is \$18 additional, per person, and covers all three meals Saturday, plus a light breakfast Sunday. And no dishes to wash!

Friday:

Purchase separate Friday Night Meal Plan from the O.A. (See Page 14)

Saturday:

Breakfast:

Scrambled Eggs
Country Potatoes
Sausage
Tortillas
Cold Orange Juice and Hot Coffee or Hot Chocolate

Lunch:

Spaghetti with Meat Sauce or
Pasta with Cheese Sauce (for vegetarians)
Green Salad
Dinner Roll
Fruit Punch

Dinner:

Pat's BBQ Chicken or Cheese Enchiladas (for vegetarians)
Spanish Rice
Corn
Mash Potatoes & Gravy
Dinner Roll
Green Salad
Punch
Cookies

Sunday:

Breakfast:

Cold Cereal & Breakfast Burrito
Sweet Rolls
Cold Milk, Juice and Hot Chocolate & Coffee



FORMS: PRINT, SIGN, AND BRING TO CAMP!

Los Angeles Area Council

Boy Scouts of America



FORM ONE OF THREE

CUB SCOUT PARENTAL FIREARMS PERMISSION AND RELEASE FORM

MINOR'S NAME _____
(PRINT)

I _____ THE PARENT ____ LEGAL GUARDIAN ____
(PRINT)

of the above named minor do hereby give permission as required by California Penal Code Section 12552 to the Boy Scouts of America, Los Angeles Area Council, and to the instructors certified by the Los Angeles Area Council meeting the requirements for instructors established by the Boy Scouts of America (national,) to furnish a BB Gun (rifle) to said minor for the purpose of instructing him in the safe handling of firearms, safe shooting, and marksmanship.

I do further agree to indemnify and save harmless the Boy Scouts of America, Los Angeles Area Council and all officers, members, employees, and volunteers thereof, from all suits of actions brought for, or on account of, any injuries or damages received or sustained by any person or persons by or from the consequences of any negligence or any act of omission of the above named minor occurring during the course of said instruction.

Signed _____ Parent ____ Legal Guardian ____

Date _____

Visit the Trading Post

for your snacks & Scout Essentials



Also Available through the Order of the Arrow

Friday Night Hot Dog Dinner Meals for Rocket Academy

For \$4.00 you get a 1/4 pound hot dog, bag of chips and choice of soda or water.

Orders accepted no later than Thursday night before Rocket Academy by submitting form to Dee at C1craftymom@aol.com or calling 562-868-5900.

ALL PROCEEDS WILL HELP THE ORDER OF THE ARROW YOUTH PROGRAMS

Return recycle cans and bottles at the trading post and get a red vine.

Unit Number _____ Council _____

Name _____

Total Number of Hot Dog Meals _____ X \$4.00 _____

Total number of Extra Hot Dogs _____ X \$2.50 _____

Total number of Extra Drinks _____ X \$1.00 _____

Total Amount Due: \$ _____

Drink Choice: Water _____

Cola _____ Diet Cola _____ Root beer _____ Orange _____ Lemon/Lime _____

PICK-UP TIME: 5 PM _____ 6 PM _____ 7 PM _____ 8 PM _____